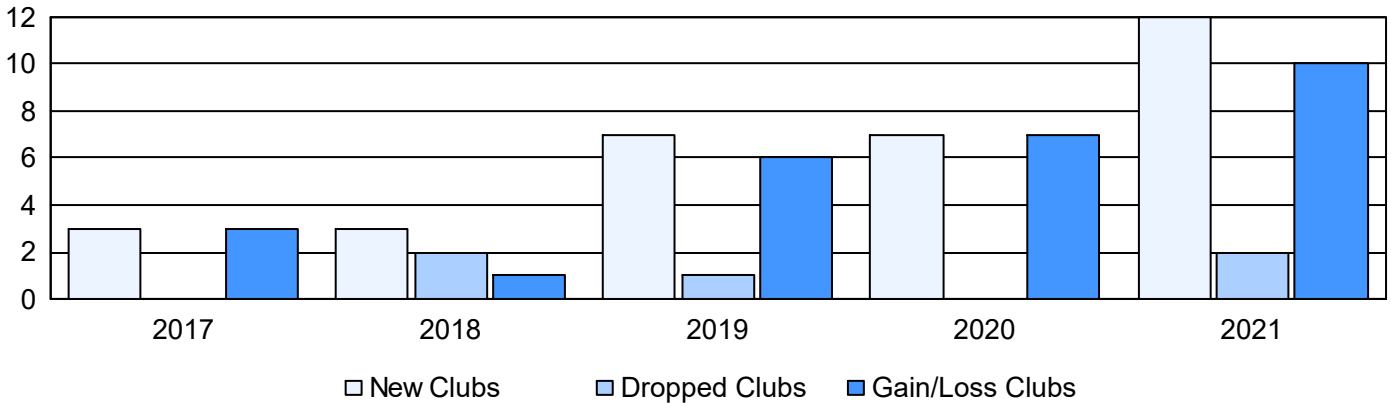
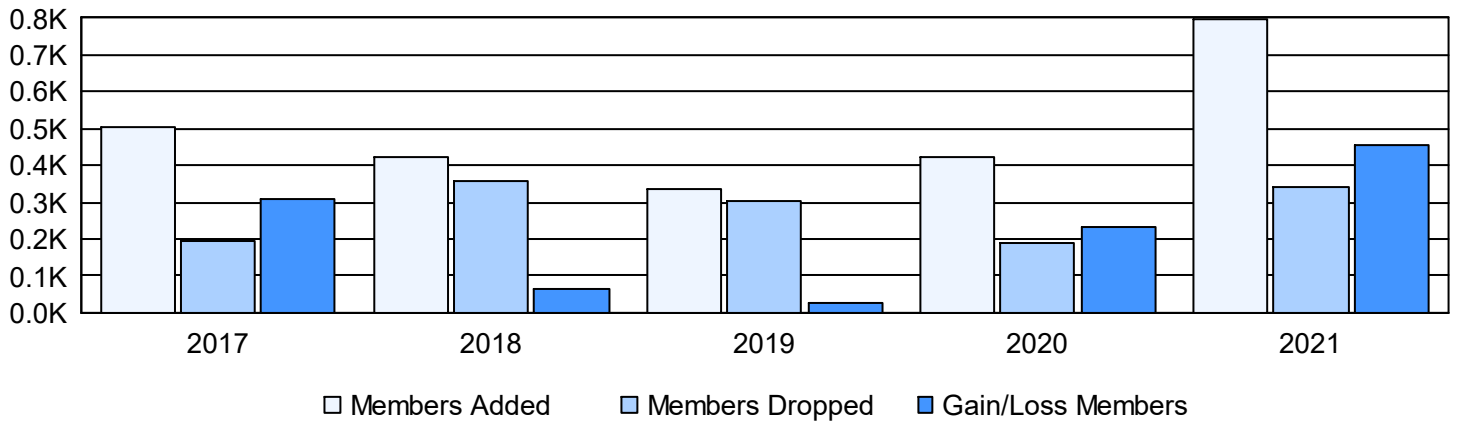


Year	New Clubs	Dropped Clubs	Gain/Loss Clubs	New Members	Charter Members	Reinstate Members	Transfer Members	Total Member Added	Total Members Dropped	Gain/Loss Members
2016-2017	3	0	3	394	90	17	3	504	194	310
2017-2018	3	2	1	318	85	13	8	424	360	64
2018-2019	7	1	6	151	165	15	2	333	305	28
2019-2020	7	0	7	207	211	3	0	421	187	234
2020-2021	12	2	10	455	320	17	5	797	342	455
Average	6	1	5	305	174	13	4	496	278	218

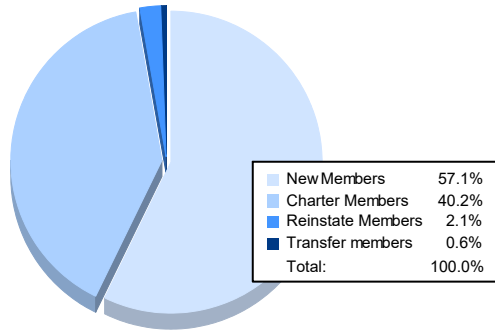
Clubs



Members



Membership Composition June 2021 Cumulative



Gender Composition June 2021 Cumulative

